

Insys Combilock 200 Simplex

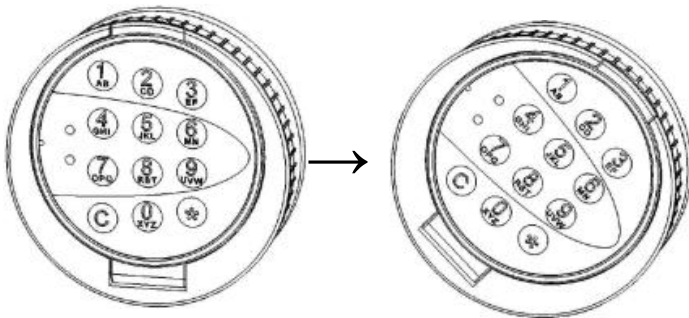


Opening and closing

1. Enter the six-digit code. At the correct input, a signal is confirmed and the green LED flashes.



2. After the code has been entered, the lock must be opened within 10 seconds by turning the panel clockwise or the lock will automatically lock.



Locked position

Unlocked position

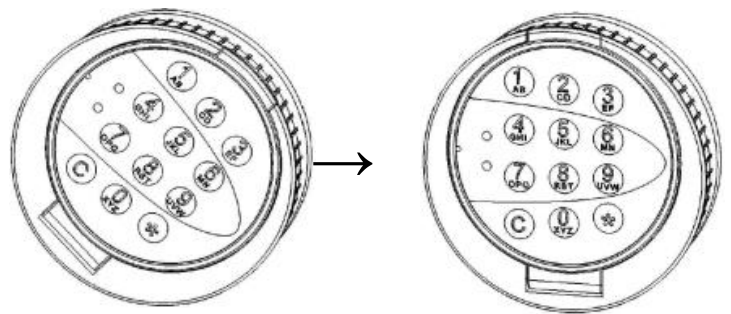


If incorrect code is entered four times in a row, a 10 second blocking period starts.

3. Now the bolt work can be turned up and the door can be opened.

When locking the safe

To lock the safe, close the door properly and turn back the bolt work. Then turn the panel counterclockwise to the locked position.



Unlocked position

Locked position



Before leaving the cabinet it is important to turn the panel and the bolt work to ensure that the lock is locked correctly.

Change the master code

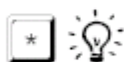
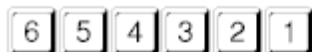
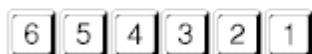
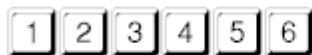
Delivery code: 123456

Attention!

The cabinet must be open for code changes.

654321 used as example for the new master code.

**Start programming below within 10 seconds after the lock is unlocked.
The keypad does not need to be turned to unlocked while programming.**



Enter the current master code



Enter the new master code



Repeat the new master code

Battery replacement

To open the battery cover, insert the opening key into the hole on the top of the keypad. Press down and angle the opening key toward the cabinet then use your finger to open the door completely. Now replace the 2x AA batteries. Close the battery cover and **enter the code twice.**



De Raat

Security Products

safes, lockers and more...